

Binghamton University

## The Open Repository @ Binghamton (The ORB)

---

Research Days Posters Spring 2020

Division of Research

---

2020

### Collapse at the Confluence: A Comprehensive Analysis of the Binghamton City School District

Bryn Lauer

*Binghamton University--SUNY*

Lucas Peterka

*Binghamton University--SUNY*

Follow this and additional works at: [https://orb.binghamton.edu/research\\_days\\_posters\\_spring2020](https://orb.binghamton.edu/research_days_posters_spring2020)

---

#### Recommended Citation

Lauer, Bryn and Peterka, Lucas, "Collapse at the Confluence: A Comprehensive Analysis of the Binghamton City School District" (2020). *Research Days Posters Spring 2020*. 46.

[https://orb.binghamton.edu/research\\_days\\_posters\\_spring2020/46](https://orb.binghamton.edu/research_days_posters_spring2020/46)

This Book is brought to you for free and open access by the Division of Research at The Open Repository @ Binghamton (The ORB). It has been accepted for inclusion in Research Days Posters Spring 2020 by an authorized administrator of The Open Repository @ Binghamton (The ORB). For more information, please contact [ORB@binghamton.edu](mailto:ORB@binghamton.edu).

Lucas Peterka

# Collapse at the Confluence: A Comprehensive Analysis of the Binghamton City School District

Bryn Lauer

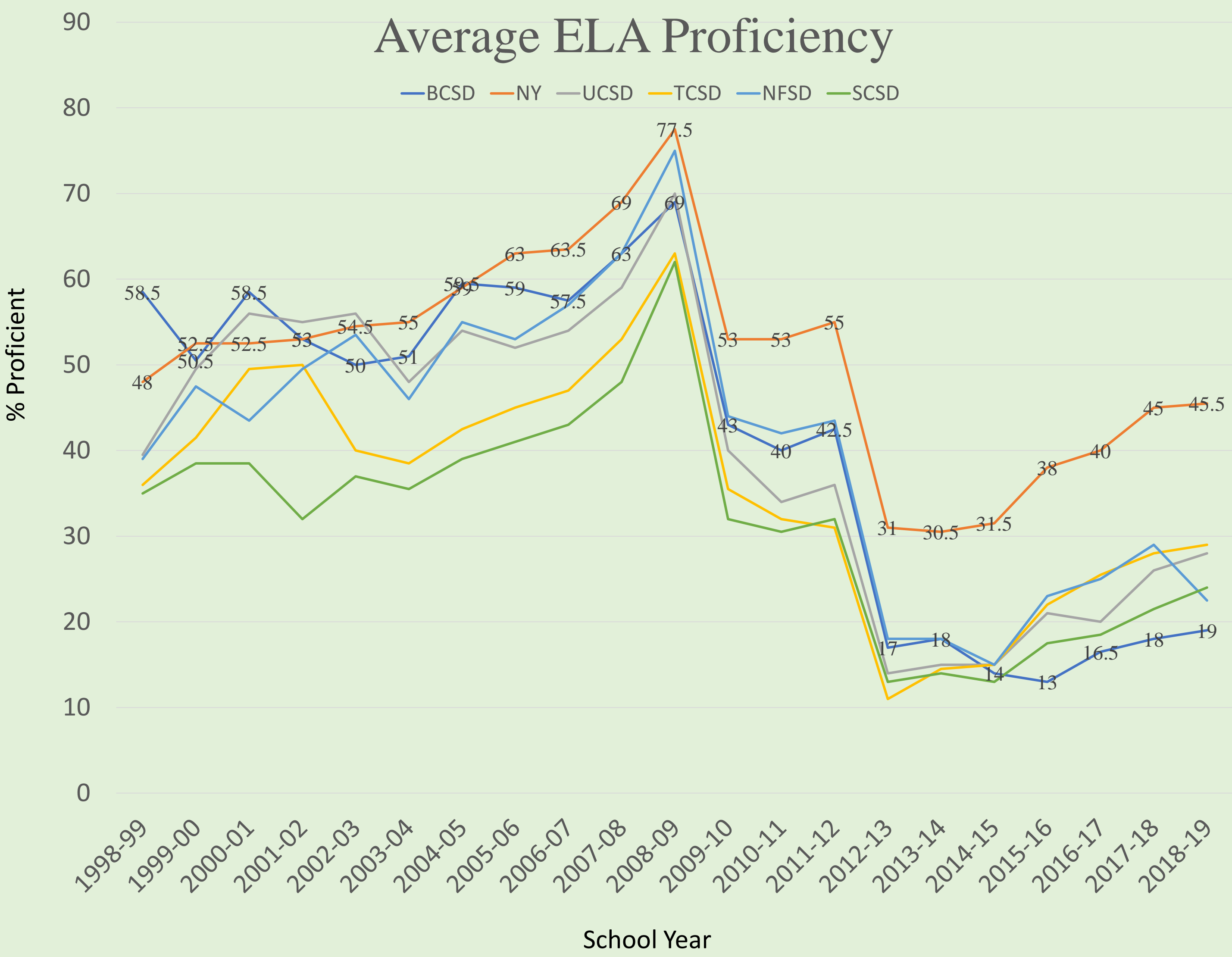


Figure 1

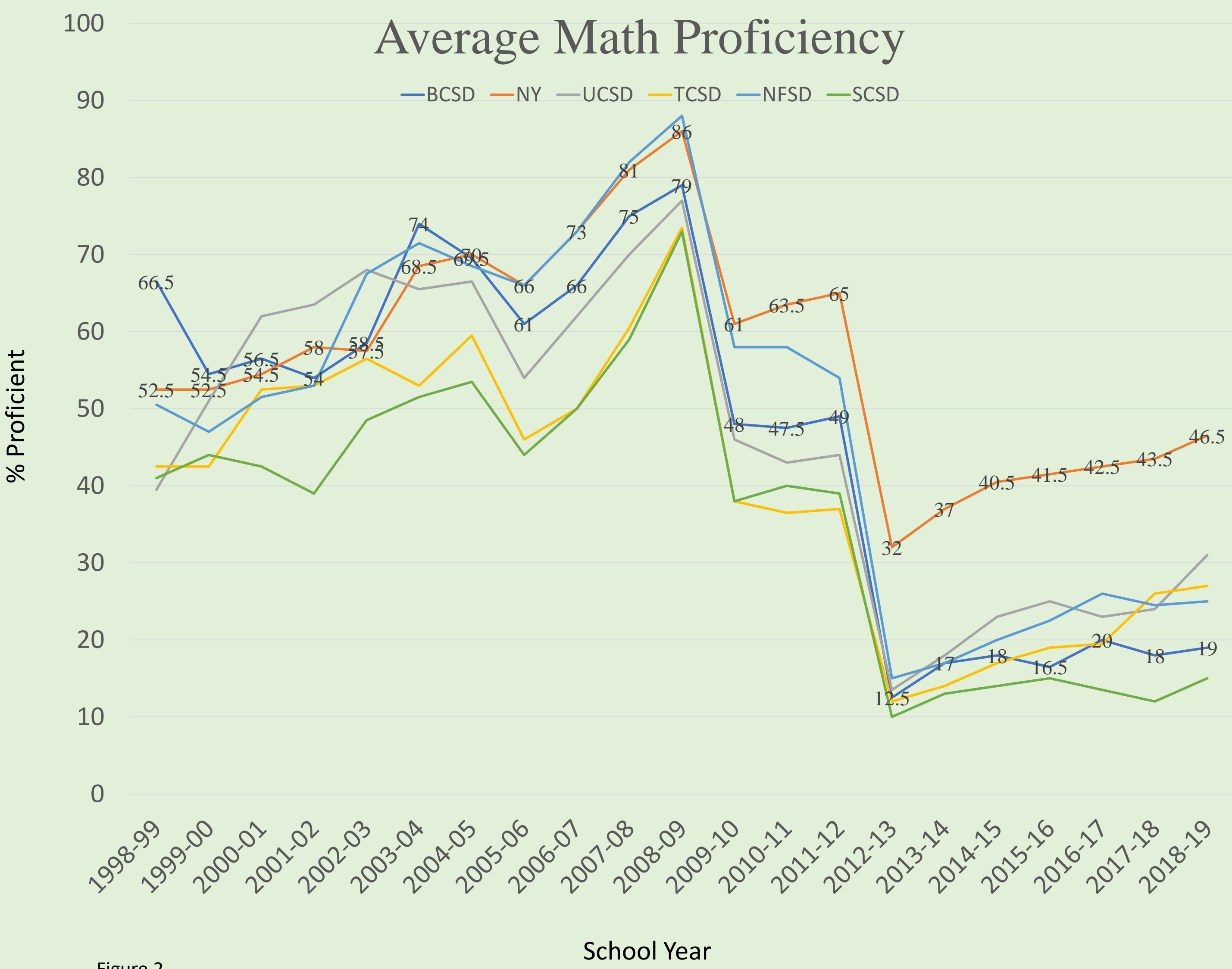


Figure 2

## Background

Every year, New York State (NYS), administers tests in the subjects of the English Language Arts (ELA) and Math to assess the proficiency of its students in grades 3-8. In the 2018-19 school year, the Binghamton City School District ranked far below the state averages in these measures of proficiency. This project attempts to ascertain the historical and current reasons behind this phenomenon.

## Methodology

Interviews and participant observation were conducted and used to guide research. From there, data was collected on three subsets: public school exam grades, mobility, and budgetary rates.

## Results

Data reveals there is little to no relationship between school expenditures and exam grades. Although exam grades are generally improving among the counties as expenditures increase, this data alone is not definitive enough to prove a correlation. A similar problem arises with the mobility data, as there does not seem to be a broad pattern that can suggest a relationship between mobility and test scores in every district. Interviews point to parental involvement as a factor in underperformance in BCSD.

## Conclusion

Methods used were not enough to conclude a concrete reason behind BCSD's underperformance. Further interviews and surveys in BCSD are necessary to uncover variables outside of numerical data that underlie academic achievement.

## Total expenditure spending per pupil

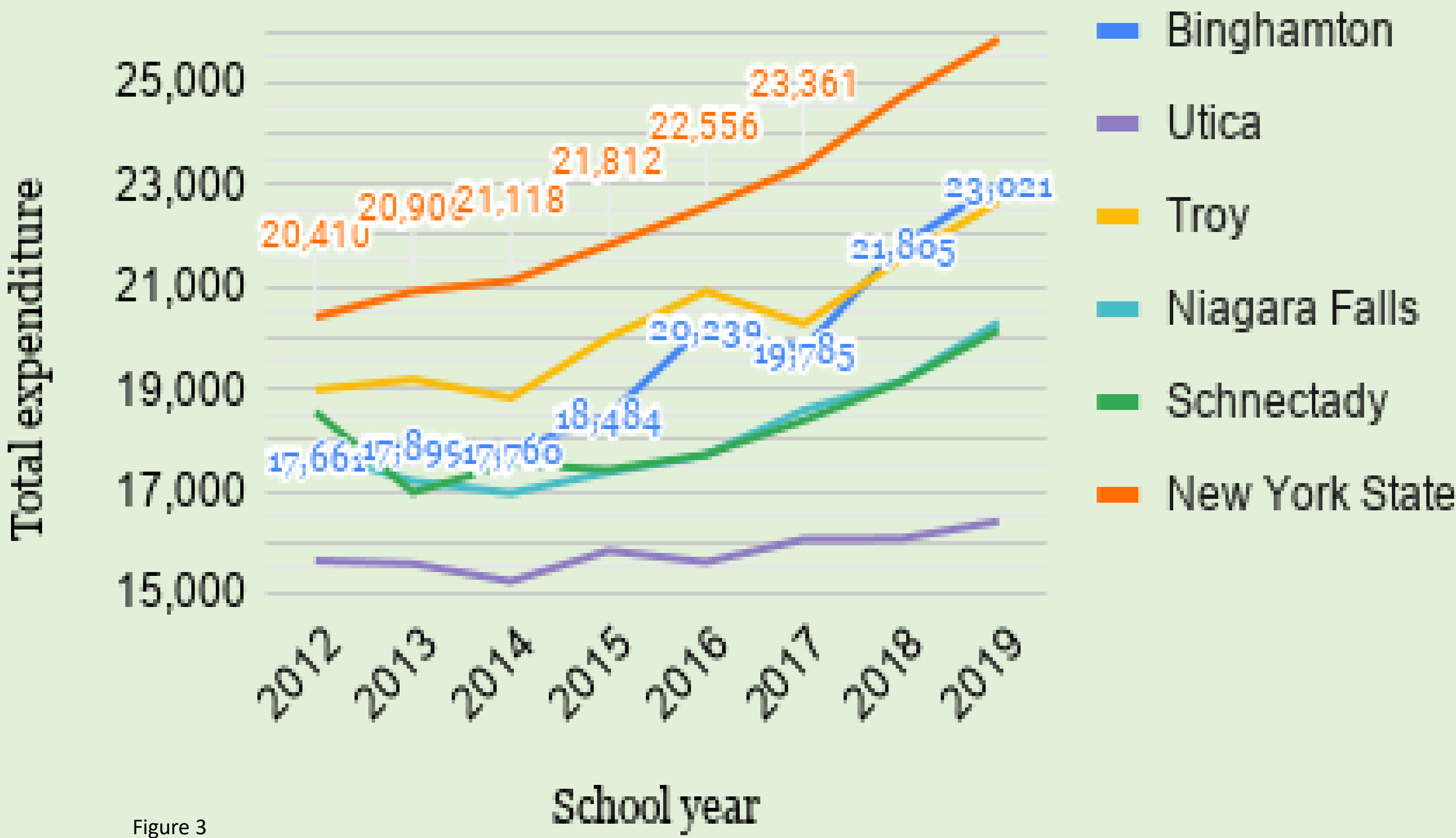


Figure 3

“If I could make all families understand that school’s important, that would be huge... We tend to not rely on the parents.”  
-Principal in BCSD

## ACS 5-year mobility estimates

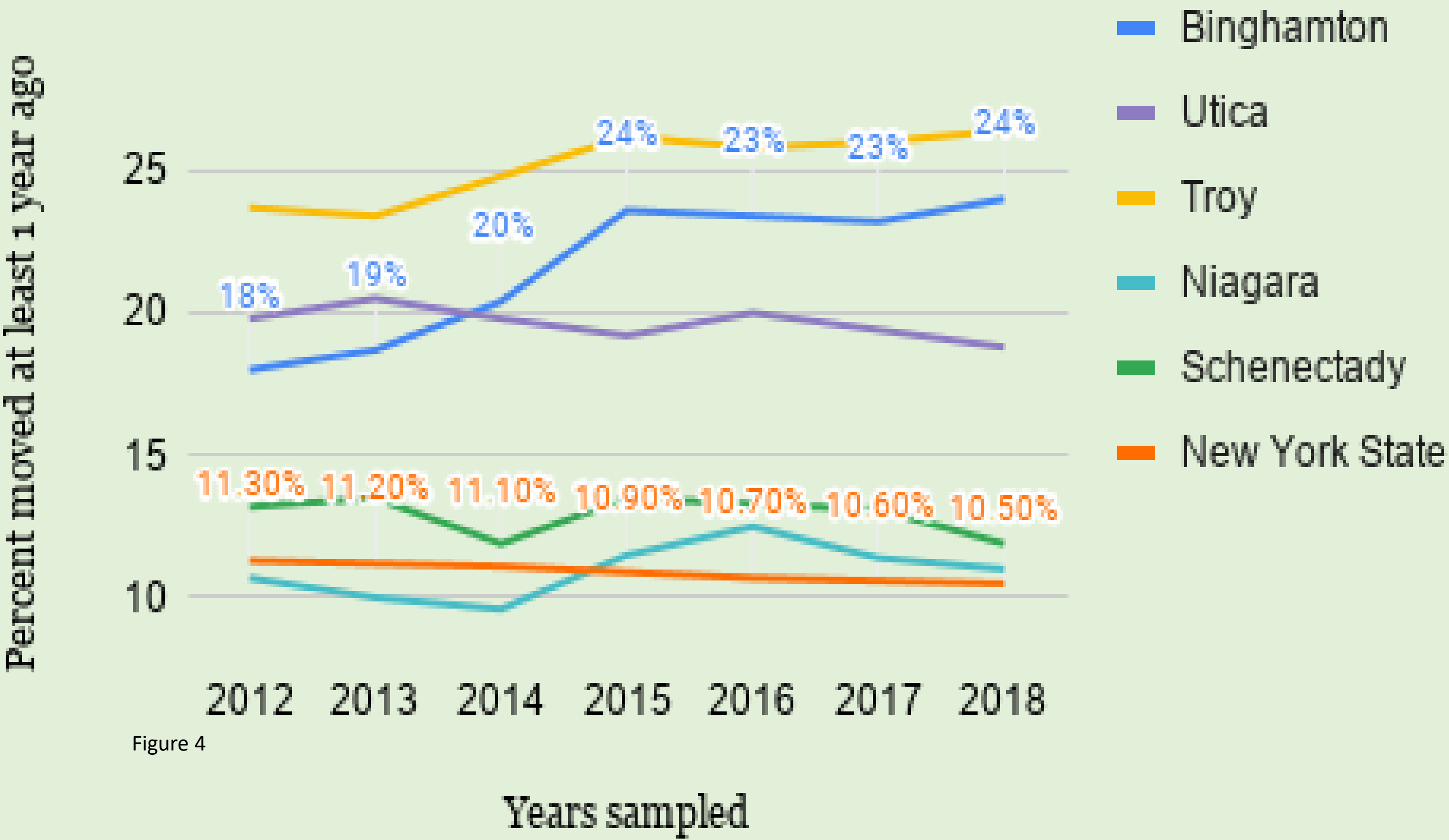


Figure 4

### References:

1. New York State Department of Education. (2019). *New York State Education Data*.
2. United States Census Bureau (2020). *City of Binghamton Census Data*.